



District Report Card: 2017


State: Rajasthan	District: Sawai Madhopur
Class: 3	Subject: Mathematics
Schools: 60	Students: 924


Participation/Coverage


Students

<div>GENDER</div> <div></div>	Boys		Girls	
	Number	%	Number	%
	379	41.02	545	58.98

<div>AREA</div> <div></div>	Rural		Urban	
	Number	%	Number	%
	874	94.59	50	5.41

<div>CATEGORY</div> <div></div>	SC		ST		OBC		GEN	
	Number	%	Number	%	Number	%	Number	%
	334	36.15	66	7.14	508	54.98	16	1.73

<div>CWSN</div> <div></div>	LD	VI	HI	S&LD	ID	Oth
	8	5	1	3	10	5

<div>Management</div> <div></div>	Government		Government-aided	
	Number	%	Number	%
	924	100.00	0	0.00

Average Performance of Students in Mathematics (%)

Overall	Gender		Area		Management		Social Group			
	Male	Female	Rural	Urban	Govt.	Aided	SC	ST	OBC	GEN
71.63	72.79	70.83	71.78	68.93	71.63	0.00	69.94	68.89	72.94	76.67

Performance on Learning Outcomes (LOs)

Learning Outcomes	Description	Average Performance(%)
M301	Reads and writes numbers up to 999 using place value	60.17
M302	Compares numbers up to 999 based on their place values	83.23
M303	Solves simple daily life problems using addition and subtraction of three digit numbers with and without regrouping	68.75
M304	Constructs and uses the multiplication facts (up till 10) in daily life situations	75.54
M305	Analyses and applies an appropriate number operation in the situation/ context	69.16
M306	Explains the meaning of division facts by equal grouping/sharing and finds it by repeated subtraction	76.84
M309	Identifies and makes 2D-shapes by paper folding, paper cutting on the dot grid, using straight lines etc.	81.61
M311	Fills a given region leaving no gaps using a tile of a given shape	45.13
M312	Estimates and measures length and distance using standard units like centimeters or meters & identifies relationships	42.48
M317	Reads the time correctly to the hour using a clock/watch	83.01
M318	Extends patterns in simple shapes and numbers	66.96
M319	Records data using tally marks, represents pictorially and draws conclusions	79.22

Range of Performance of Students who Answered Correctly							
Below 30%		30% - 50%		50% - 75%		Above 75%	
Number	%	Number	%	Number	%	Number	%
36	3.90	101	10.93	331	35.82	456	49.35

Lowest Performing Learning Outcomes (LOs)

- 1 - Estimates and measures length and distance using standard units like centimeters or meters & identifies relationships (42.48)
- 2 - Fills a given region leaving no gaps using a tile of a given shape (45.13)
- 3 - Reads and writes numbers up to 999 using place value (60.17)
- 4 - Extends patterns in simple shapes and numbers (66.96)
- 5 - Solves simple daily life problems using addition and subtraction of three digit numbers with and without regrouping (68.75)